
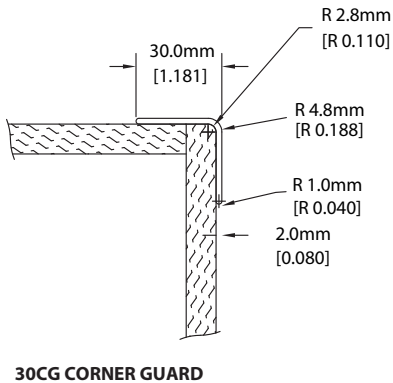
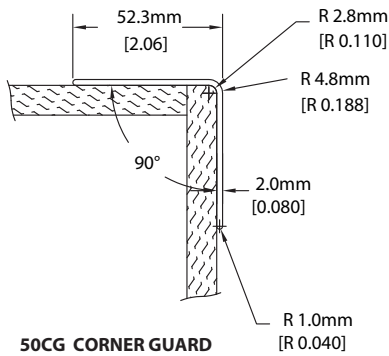
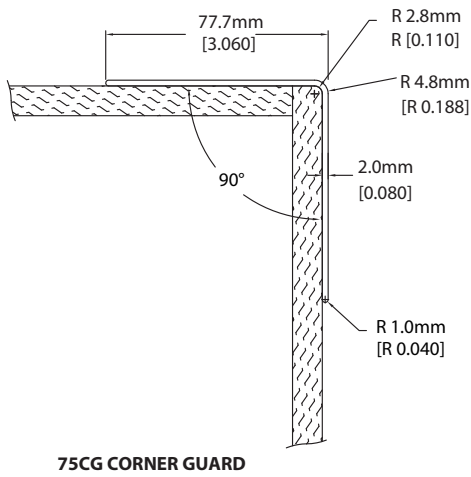


30CGN, 50CGN and 75CGN Corner Guards



- 2mm(.080") thick scratch and stain resistant rigid vinyl
- Manufactured in 3.66m (12') standard heights.
- To be applied with field applied construction adhesive.
- Meets low emission requirements when tested in accordance with BS EN ISO 16000-9:2006.

IPC.2146/REV.3

30CGN, 50CGN and 75CGN Corner Guards

Suggested Specifications

PART 1 - GENERAL

1.01 SUMMARY

- A. Corner guard system for wall protection

1.02 SECTION INCLUDES

- A. 30CG, 50CG, and 75CG Corner Guards

1.03 REFERENCES

- A. American Society for Testing and Materials (ASTM)
B. British Standard (BS)
C. European Standard (EN)
D. International Standards Organization (ISO)
E. Society of Automotive Engineers (SAE)

1.04 SYSTEM DESCRIPTION

- A. Performance Requirements: Provide corner guard systems that conform to the following requirements of regulatory agencies and the quality control of IPC Door and Wall Protection Systems, InPro Corporation.

1. Chemical Resistance: Provide profile material that is resistant to most commonly used chemical solutions when tested in accordance with BS EN ISO 175:2010. BS2782-8: Method 830A:1999. Plastics – Methods of test for the determination of the effects of immersion in liquid chemicals.

2. Bacterial Resistance: Provide profile material that does not support bacterial growth when tested in accordance with BS EN ISO 846:1997. Plastics – Evaluation of the action of microorganisms.

3. Fungal Resistance: Provide profile material that does not support fungal growth when tested in accordance with BS EN ISO 846:1997. Plastics – Evaluation of the action of microorganisms.

4. VOC Emissions: Provide profile materials that meet low emission requirements when tested in accordance with BS EN ISO 16000-9:2006. Indoor air – Part 9: Determination of the emission of volatile organic compounds from building products and furnishing – Emission test chamber method.

5. Impact Strength: Provide rigid vinyl profile materials that have an Impact Strength of 30.2 ft-lbs/inch of thickness as tested in accordance with the procedures specified in ASTM D-256-90b, Impact Resistance of Plastics.

6. Color Consistency: Provide components matched in accordance with SAE J-1545 - (Delta E) with a color difference no greater than 1.0 units using CIE Lab, CIE CMC, CIE LCh, Hunter Lab or similar color space scale systems.

1.05 SUBMITTALS

- A. Product Data: Manufacturer's printed product data for each type of corner guard specified.
B. Detail Drawings: Mounting details with the appropriate adhesives for specific project substrates.
C. Samples: Verification samples of corner guard, 8" (203mm) long, in full size profiles of each type and color indicated.
D. Manufacturer's Installation Instruction: Printed installation instructions for each corner guard.

1.06 DELIVERY, STORAGE AND HANDLING

- A. Deliver materials in unopened factory packaging to the jobsite
B. Inspect materials at delivery to assure that specified products have been received.
C. Store in original packaging in a climate controlled location away from direct sunlight.

1.07 PROJECT CONDITIONS

- A. Environmental Requirements: Products must be installed in an interior climate controlled environment.

1.08 WARRANTY

- A. Standard IPC Limited Lifetime Warranty against material and manufacturing defects.

PART 2 - PRODUCTS

2.01 MANUFACTURER

- A. Acceptable Manufacturer: IPC Door and Wall Protection Systems, InPro Corporation, Muskego, WI 53150 USA; Telephone: 800.222.5556, Fax: 888.715.8407, www.inprocorp.com
B. Substitutions: Not permitted
C. Provide all corner guards and wall protection from a single source.

2.02 MANUFACTURED UNITS

- A. Corner Guard Profile
1. Model Number, Dimensions
IT30CGN - 30mm (1.18") x 30mm (1.18") 90 degree
IT50CGN - 52.3mm (2.06") x 52.3mm (2.06") 90 degree
IT75CGN - 77.7mm (3") x 77.7mm (3") 90 degree
IT75135CGN - 77.7mm (3") x 77.7mm (3") 135 degree
Standard heights: 3.66m (12')

2.03 MATERIALS

- A. Vinyl: Snap-on covers of .080" (2mm) thickness shall be extruded from chemical and stain resistant unplasticized polyvinyl chloride (uPVC) with the addition of impact modifiers. No plasticizers shall be added (plasticizers may aid in bacterial growth).

2.04 COMPONENTS

- A. Attachment
1. Adhesive: Field applied construction adhesive.

2.05 FINISHES

- A. Vinyl: Colors of the corner guard to be selected by the architect from the IPC finish selection. Surface shall have a pebblette texture.

PART 3 - EXECUTION

3.01 EXAMINATION

- A. Examine areas and conditions in which the corner guard systems will be installed.
1. Complete all finishing operations, including painting, before beginning installation of corner guard system materials.
B. Wall surface shall be dry and free from dirt, grease and loose paint.

3.02 PREPARATION

- A. General: Prior to installation, clean substrate to remove dust, debris and loose particles.

3.03 INSTALLATION

- A. General: Locate the corner guard as indicated on the approved detail drawing for the appropriate substrate and in compliance with the IPC installation instructions. Install corner guard level and plumb at the height indicated on the drawings.

3.04 CLEANING

- A. At completion of the installation, clean surfaces in accordance with the IPC clean-up and maintenance instructions.