

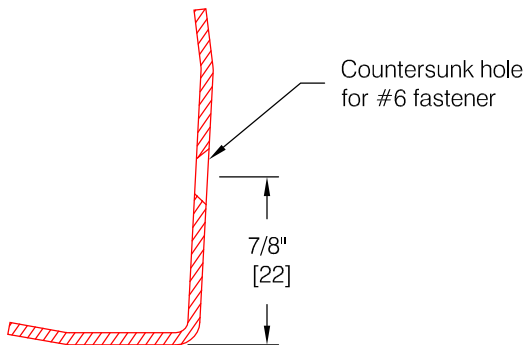
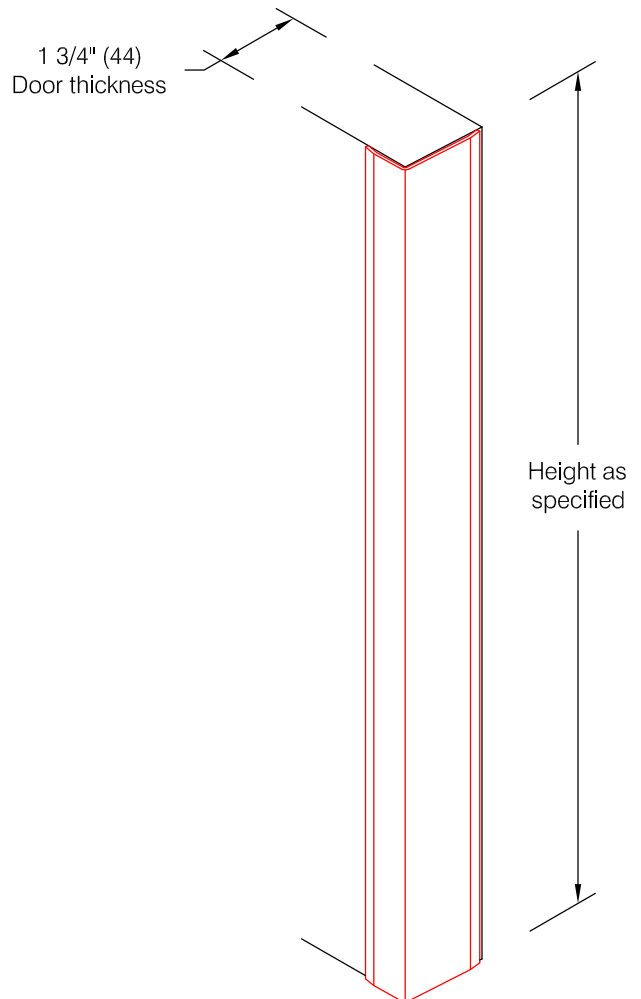
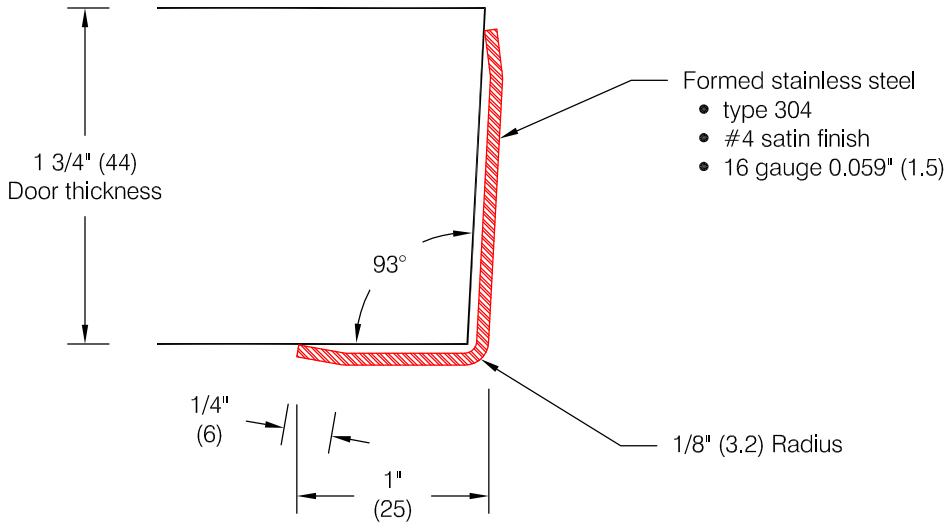
DES-193 Door Edge Guard

Features:

- Custom lengths, angles, and wing sizes are available
- Type 304 stainless

Mounting Options:

- Standard mounting
Adhesive:
ADH-50 adhesive supplied separately
- Optional mounting
Drilled:
Countersunk holes for #6 x 3/4" (19) oval head sheet metal screw supplied separately as required



Optional Drilling:

- Standard spacing: 3" (76) from each end and spaced evenly not to exceed 36" (914) oc

Pawling Corporation reserves the right to discontinue a design or modify an existing design without prior notice

Customer :	Project :	WD.144.0c
Architect :	Sales Rep :	